
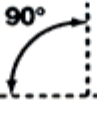

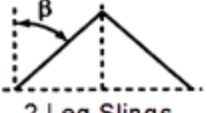
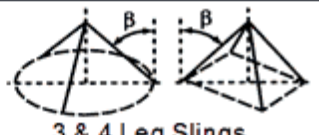


## WORKING LOAD LIMITS – UNIFORM RATING - CHAIN SLINGS

All Capacities in Tonnes

Nominal Size of Slings   mm	 90° Single Leg Slings	 Endless Slings in Choke Hitch Factor 1.6	 2 Leg Slings		 3 & 4 Leg Slings	
			0° < β ≤ 45°	45° < β ≤ 60°	0° < β ≤ 45°	45° < β ≤ 60°
			Factor 1.4	Factor 1.0	Factor 2.1	Factor 1.5
7	1.5	2.5	2.12	1.5	3.15	2.24
8	2	3.15	2.8	2	4.25	3
10	3.15	5	4.25	3.15	6.7	4.75
13	5.3	8.5	7.5	5.3	11.2	8
16	8	12.5	11.2	8	17	11.8
20	12.5	20	17	12.5	26.5	19
22	15	23.6	21.5	15	31.5	22.4
26	21.2	33.5	30	21.2	45	31.5
32	31.5	50	45	31.5	67	47.5